

Toller & Hooke Village Show Entry Form

Name (Mr./Mrs.Miss):-

Address:-

If under 14 years, please state age:-

Class Number	Description	£. P.

Cheques payable to Toller Porcorum Village Hall

Total

TOLLER PORCORUM AND HOOKE VILLAGE SHOW



Toller Village Hall

Saturday 12th August 2023

Doors open at 2.30pm

Refreshments available from 3.00pm

*(Open to residents of Toller & Hooke and their relations,
and also children attending Greenford School)*



PRIZES

For Children only: First - £3 Second - £2 Third - £1
(No monetary prizes for Adults)

Prizes will be presented at approx. 4.00pm
Entry per Class - 50p

All proceeds to the Village Hall Fund
www.tollervillagehall.co.uk


**PLEASE NOTE - IN ALL CLASSES ITEMS NOT EXHIBITED
AS PER THIS SCHEDULE WILL BE DISQUALIFIED**

(Harsh but true)

Vegetable/ Fruit Categories

The Rutherford Cup for overall points winner, Certificate for best Horticultural Entry in Classes 1-35 Vegetables, Fruit and Floral

1. Gardeners' Choice - 4 vegetables - not more than 2 the same
2. Potatoes - 3 of any variety
3. Onions - 3 with tops tied
4. Carrots - 3 - Any variety
5. Runner beans - 5
6. French Beans - 5
7. Marrow - 1
8. Sweetcorn - 2
9. Tomatoes - 3 any variety
10. Beetroot - 3
11. Cucumber - 1
12. Salad collection - in small basket or trug to include a lettuce
13. Courgettes - 1 pair
14. Bunch mixed herbs in water (Jam Jar)
15. 3 Vegetables any type not mentioned in schedule



Fun Classes

16. Longest runner bean
17. Little and Large - any vegetable/s
18. The crop from one seed potato (any variety) to be judged for weight and quality. The potato to be planted in a container not exceeding 380mm diameter and 255mm deep and exhibited growing. The judge will remove the crop from the container on Show day

Eggs

19. Four new laid eggs - Brown
20. Four new laid eggs - Any Colour
21. Contents of one Hen's egg to be exhibited on a white saucer and broken by the judge

Entries to Jaynie Rawling by 9.00pm Tuesday 8th August 2023
ENTRIES AFTER THIS DATE WILL NOT BE ACCEPTED

RULES

1. All entries to be sent, in writing, on the entry form with entry fee to Hon Secretary: Mick/Jaynie Rawling, Browne's Cottage, 35 High St, Toller Porcorum, DT2 0DN by 9.00pm Tuesday 8th August 2023.
2. No exhibitor shall be allowed more than one entry in any one class
3. All exhibits must be the property of the exhibitor and must have been in their possession for at least two months. Cut flowers, fruit and vegetables must have been grown in his or her own garden/allotment. This rule does not apply to the Floral Art Classes.
4. Floral Art Class 33-35 Accessories and background allowed.
5. All exhibits must be staged between 9.00am and 10.30am on the day of the show and must remain until after prize giving. Nothing will be accepted after 10.30am.
6. Exhibitors must supply their own vases, dishes, etc. While every care will be taken of the exhibitors' property the Committee will not hold themselves responsible for loss or damage.
7. No Exhibitor will be allowed in the hall during judging without express permission of the committee.
8. The Judges' decision is final.
9. In the event of there being insufficient entries or entries of inadequate standard in any class, the Judge may withhold any or all of the prizes.
10. No exhibits to have been in this show previously except in Photography classes (see below).
- 10a. Photographs previously exhibited may be entered in a different class unless they have won previously.

NB in any class where there are less than 2 entries and the judge has awarded 1st, 2nd or 3rd, 1 point will be given.

Entries to Jaynie Rawling by 9.00pm Tuesday 8th August 2023
ENTRIES AFTER THIS DATE WILL NOT BE ACCEPTED

Additional copies of this schedule can be downloaded at:
www.tollervillagehall.co.uk/village-show-schedule-2023.pdf

RECIPE FOR CRUNCHY TOP LEMON CAKE (CLASS 43)

Ingredients

100g (4 oz) softened butter
175g (6 oz) caster sugar
175g (6 oz) self-raising flour
1 level teaspoon baking powder
2 large eggs, beaten
4 tablespoons milk
Finely grated rind of 1 lemon

For the topping

Juice of 1 lemon
100g (4 oz) sugar 1

Pour the crunchy topping over the cake while it is still warm so that the lemon soaks in and the sugar stays on top.

1. Pre-heat the oven to 180C (Fan 160C/Gas 4)
Grease an 18cm (7 inch) deep round cake tin then line the base with baking parchment
2. Measure all the ingredients for the cake into a large bowl and beat for two minutes until smooth and well blended. Turn the mixture into the prepared tin and level the surface
3. Bake in a pre-heated oven for about 35-40 minutes or until the cake has shrunk slightly from the sides of the tin and springs back when lightly pressed with a finger
4. Whilst the cake is baking, make the crunchy topping. Measure the lemon juice and sugar into a bowl and stir until blended. When the cake comes out of the oven, spread the lemon paste over the top whilst the cake is still hot. Leave to cool completely in the tin, then turn and peel off the parchment.

Fruit

22. Apples - 3 Eaters
23. Rhubarb - 3 sticks
24. Any Other Fruit (not mixed) 3-5 pieces dependent on size

Flowers

25. Vase of 3 Dahlias
26. Vase of 5 Sweet Peas
27. Vase of 5 Cosmos
28. Vase of 5 stems of mixed flowers (at least 2 different types of plants)
29. Small stem of flowering tree or shrub
- 29a. 1 Specimen Rose from your garden in a vase (Re-number if possible)

Pot Plant

30. Decorative foliage plant
31. Flowering plant
32. Cactus/Succulent

Floral Art

33. An Arrangement in a Wine Glass
34. Foliage exhibit
35. Floral arrangement in a glass milk bottle of any size

The Wallbridge Cup for overall points in classes 36-48

Cookery & Preserves

NB Exhibits in Classes 36-40 must be exhibited in plain glass jam jars with New* plain lids (no wax discs) and labelled with the date it was made. Has to have been made in the last year.

36. 1 Jar Chutney
37. 1 Jar Honey
38. 1 Jar raspberry or strawberry Jam
39. 1 Jar of any other Jam
40. 1 jar of edible preserve not mentioned elsewhere ie. Marmalade, Jelly, etc.

***New screwtops available from Amber Hardware**

41. 1 jar of any type of Curd (wax disk and cellophane cover only) in Plain glass jam jar labelled with date it was made
42. 1 full bottle (any size) of Fruit Alcohol. (must be displayed in a plain clear bottle, labelled with plain white label bearing date and closed with an easily removable top)

43-51. Edible exhibits must be covered with a transparent material and exhibited on a plate

43. Crunchy top Lemon Cake (see page 6 for recipe)
44. 5 Biscuits sweet / savoury (any recipe)
45. 5 pieces of Flapjack (own recipe)
46. 5 pieces from traybake (own recipe)
47. Fruit Crumble (own recipe) no larger than 10" x 7"
48. 5 Fruit or Plain Scones (6cm) - any recipe

Pete Mitchell Cup for overall points in Men Only Classes 49-51

NB Points in these classes will not count towards Hansen Trophy

49. 5 Shortbread biscuits (any recipe)
50. Flower Arrangement in a half pint glass
51. A Limerick (5 lines) beginning with "There was a young lady named Sue"

Judy Miller Cup for overall points in Classes 55-64 - Home made Handicrafts

52. Bookmark (any medium)
53. Item made from recycled material
54. Piece of Needlework
55. Tapestry/Canvas work to include cross stitch
56. A Limerick (5 lines) beginning "There once was a man from the sticks"
57. Article made predominantly from wood, metal or ceramic
58. Picture, any medium
59. Knitted Article/s or Garment
60. Any item made by you for which there is no specific class and which has not been exhibited in the Toller & Hooke Show previously

Photographic

The Ennals-Miller Cup for overall points Winner.

Certificate for Best Photographic Entry in Classes 65-72

(See Rules page 10a)

61. Colour print theme 'Sunset'
62. Colour print theme 'Tree(s)'
63. Colour print theme 'Cloud(s)'
64. Colour print theme 'Church'
65. Colour print theme 'Birthday Celebration'
66. Colour print theme 'Local Area View' - please state where
67. Colour print theme 'Down by the seaside'
68. Colour print theme 'Something that flies'
69. 'Beloved pet' (Judged by Public)



Cup for highest accumulated points in classes 75-81

Children's Classes 8-14 (on day of show)

70. Drawing/Painting any medium (no larger than A4)
71. Something you've made (no larger than 30cm x 30cm)
72. 4 Fairy Cakes made and decorated by you
73. Photograph - Selfie with pet or someone special
74. Garden Flower chosen and picked by you
75. Animal made from fruit or veg no bigger than 30cm x 30cm

Cup for highest accumulated points in classes 82-88

Children's Classes 7 and under (on day of show)

76. Drawing/Painting any medium (no larger than A4)
77. Something you've made (no larger than 30cm x 30cm)
78. 4 Fairy cakes made by whoever (adult assistance) and decorated by you (child)
79. Garden flower chosen and picked by you
80. Something you have grown